



MAGLUMI 800

Chemiluminescence Immunoassay (CLIA) System

- Uses two key technologies enhances reagents stability & sensitivity.
 - 1) Flash Chemiluminescence ABEI Labeling Technology
 - 2) Magnetic Microbeads Separation Technology
- Reagent integral, includes calibrator & Internal QC.
- More than enough test menu to meet the different needs.
- Throughput : up to 180 tests/hour, Continuous loading with STAT function

Incubator




13 Incubate slots
(78 tests at the time)
 $36.8 \pm 0.5^\circ\text{C}$

Washer

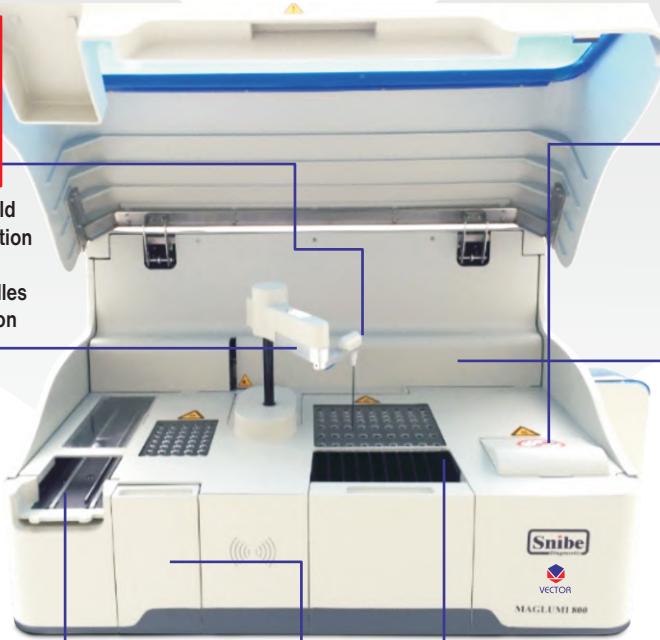
Strong magnetic field
Helps better separation

Three pairs of needles
Anti overflow function

Starters



Consists of NaOH and H₂O₂
Unaffected of temperature



Pipettor

High speed aspiration of reagent/sample
Internal and external washing
Teflon coating + Titanium needle



Detection Chamber (PMT)

High sensitivity and low noise PMT
Cuvette detection and anti overflow




Automated Cuvette Loader

Up to 40 Modules of 240 tests
Continuous Loading



Sample Area

Up to 40 reagents on board with barcode
Continuous loading with cooling
Random, Batch and STAT function



Reagent Area

Up to 9 reagents on board with RFID
Easy and Fast adding and Updating
Highly reliable RFID tag

MAGLUMI 800 - Integrated Design

- State of the art design
- Simple and smart operation

Operating Software



Comprehensive Software

Intelligent alarm function
User friendly interface Real time status and monitoring of reagents, Consumables



Maintenance Guide

Step by step guidance, ensure performance reliability Daily, Weekly and Monthly maintenance guide for analyzer



Comprehensive Software

Westgard rules and LJ chart for both internal and external QC



Test Summary Function

Including test, calibration, QC, Statistics tests and rerun tests Convenient searching and review of information



Clot Detection, Pre & Post Dilution Function

Automatic feature of Pre, Post Dilution and Return For high samples



LIS Connection

Bi Directional LIS connection by TCP/IP and COM

Test Menu

Thyroid

TSH (3rd Generation), T4, T3, FT4, FT3, Tg (Thyroglobulin), TGA (Anti-Tg), Intact PTH, TRAb, TMA, Anti-TPO, Rev T3

Hepatic Fifrosis

HA, PIIIP N-P, C IV, Laminin, Cholyglycine

TORCH

Toxo IgG, Toxo IgM, Rubella IgG, Rubella IgM, CMV IgG, CMV IgM, HSV-1/2 IgG, HSV-1/2 IgM, HSV-2 IgG, *HSV-2 IgM, *HSV-1 IgG, *HSV-1 IgM

EBV

EBV EA IgG, EBV EA IgA, EBV VCA IgG, EBV VCA IgM, EBV VCA IgA, EBV NA IgG, EBV NA IgA

Inflammation Monitoring

hs-CRP, PCT (Procalcitonin), IL - 6

Fertility

FSH, LH, HCG/ β -HCG, PRL, Estradiol, Progesterone, free Estriol, Testosterone, free Testosterone, DHEA-S, 17-OH Progesterone, AMH, SHBG, Androstenedione, *PIGF, *sFlt-1

Autoimmune

TGA (Anti-Tg), TRAb, TMA, Anti-TPO, ICA, IAA (Anti Insulin), GAD 65, Anti-IA2, Anti-dsDNA IgG, ANA Screen, ENA Screen, Anti Sm IgG, Anti Rib-P IgG, Anti-Scl-70 IgG, Anti-Centromeres IgG, Anti-Jo-1 IgG, Anti-Histones IgG, Anti-nRNP/Sm IgG, Anti-SS-B IgG, Anti-SS-A IgG, Anti-CCP

Immunoglobulin

IgM, IgA, IgE, IgG

Kidney Function

β_2 -MG, Albumin, *NGAL

Tumor Markers

Ferritin, AFP, CEA, Total PSA, f-PSA, CA 125, CA 15-3, CA 19-9, HCG/ β -HCG, Tg (Thyroglobulin), PAP, CA 50, CYFRA 21-1, CA 242, CA 72-4, NSE, S-100, SCCA, TPA-snibe, Pepsinogen I, Pepsinogen II, Gastrin-17, H.pylori IgG, H.pylori IgA, H.pylori IgM, β_2 -MG, Calcitonin, Proinsulin, ProGRP, HE4, HER-2, *PIVKA-II, *AFP-L3

Infectious Disease

HBsAg, Anti-HBs, HBeAg, Anti-HBe Anti-HBc, Anti-HCV, Syphilis, Chagas, HTLV I+II, Anti-HAV, HAV IgM, HIV Ab/Ag combi, HIV p24 Ag, H.pylori IgG, H.pylori IgA, H.pylori IgM, *Anti-HBs IgM

Drug Monitoring

CSA (Cyclosporine A), FK 506 (Tacrolimus), Digoxin

Cardiac

CK-MB, Troponin I, Myoglobin, hs-cTnl, H-FABP, NT-proBNP, BNP, Aldosterone, Angiotensin I, Angiotensin II, Direct Renin, D-Dimer, LP-PLA2, hs-CRP, *MPO

Prenatal Screening

AFP (Prenatal Screening), Free β -HCG, PAPP-A, HCG/ β -HCG, free Estriol

Anemia

Vitamin B12, Ferritin, Folate (FA), *RBC Folate

Glyco Metabolism

C-Peptide, Insulin, ICA, IAA (Anti Insulin), Proinsulin, GAD 65, Anti-IA2

Bone Metabolism

Calcitonin, Osteocalcin, 25-OH Vitamin D, Intact PTH, * β -CrossLaps (β -CTX), *total PINP

Hepatic Fibrosis

HA, PIIIP N-P, C IV, Laminin, Cholyglycine

Others

Cortisol, GH (hGH), IGH-I, ACTH, IGFBP-3

*Available soon

MAGLUMI 800

Chemiluminescence Immunoassay (CLIA) System

Technical Specification

Reagent Feature

- Flash chemiluminescence label-ABEI, with high sensitivity and long stability
- Nano magnetic microbeads separation, fast and efficient

Main Features

- Throughput: up to 180 tests/hour
- Time to first result: 17 minutes

Modes of Operation

- Random, Batch and STAT

Sample Loading

- Up to 40 sample tubes
- Continuous loading, STAT available
- Barcode reader recognition or analyzer auto numbered
- LIS connection, auto read sample info
- Refrigerated sample area with independent power supply

Reagent Loading

- 9 reagents on board
- Continuous loading
- RFID reading all info of reagent
- Refrigerated reagent area

Reagent Integral

- Ready-to-use, no pretreatment required
- Including calibrators
- RFID tag storing all info of reagent
- RFID tag with built-in master curve
- 2-point calibration to adjust master curve
- Calibration stability: Max 4 weeks

Other Features

- Clot detection
- Liquid level detection
- Auto and optional ratio for high sample dilution
- Constant 36.8°C ± 0.5°C incubation

Operating System

- Windows 7
- DELL compatible (Dual-core CPU)
- Color touch screen

Interconnection

- Bidirectional LIS connection by TCP/IP and COM

Dimensions Weight

- Input: AC 110-230V, 50/60 Hz, Max 630W
- Dimension and Weight: 102*72*56cm 73kg



TOLL FREE
1800-270-1027



VECTOR BIOTEK PVT. LTD.

Factory & Registered Office:

425, NEW GIDC, KABILPORE, NAVSARI - 396 424. (GUJ.) INDIA
Toll free: 1800-270-1027 | Tel : +91-93757 94103 | Fax: +91-2637-265105
E-mail : vector.support@beaconindia.com | Web: www.vectorbiotekindia.com
CIN No. U33112GJ2002PTC040978



Shenzhen New Industries Biomedical Engineering Co., Ltd
(SNIBE Co., Ltd)

NO. 16 Jinhui Road, Pingshan New District, Shenzhen, 518122, P. R. China

Tel: +86 755 26501514 Fax: +88 755 26654850
Email: sales@snibe.com Web: www.snibe.com